



DO IT

WITH CO-OP

FENCE GOALS

IDEAS • PRODUCTS • ADVICE

APRIL 11 – MAY 18



A FENCE

HAS MANY ROLES

Not only does it mark the edge of your property, but it also provides privacy, keeps unwanted guests out and kids and pets in. It also plays a big role in the overall aesthetic of your outdoor living space. Building new or simply sprucing up your current fence can make a big impact. Your private sanctuary doesn't need to be basic, and making it beautiful doesn't need to be difficult. Your local CO-OP® Home Centre experts can work with you to plan a fence that meets all your needs and looks great, too!

WWW.BUILD.CRS

**READY TO GET STARTED?
FIND EVERYTHING YOU
NEED AT BUILD.CRS!**



WWW.BUILD.CRS



CHOOSE YOUR FENCE

There are more choices in fence material than ever before — wood, vinyl, iron, chain-link — and they all have their unique benefits. Visit your local Co-op Home Centre to determine which is best for your project.



WOOD

With an attractive, natural look, wood seamlessly complements any yard or landscape. A wood fence provides privacy and acts as an effective noise barrier, all at a reasonable cost. Customize your design and enhance the look with paint or stain.

WHICH FENCE ARE YOU FEELING?



HORIZONTAL



IRON TOP



LATTICE



TOP CAP

Horizontal fencing will take your fence to the next level, eliciting compliments from friends and strangers alike. In *A Horizontal Fence How-To*, we talk about posts, boards, gates and more.

Read it to find tips, tricks and inspiration before you start shopping and building. 



VINYL

Low-maintenance and easy to clean, vinyl fencing is resistant to weather, pests and rot. It comes in a variety of colours and styles and offers complete privacy.

 ALSO AVAILABLE IN

GREY

CEDAR

STORM CHASER, RICKY FORBES SHOWS US HOW EASY IT WAS TO WORK WITH CO-OP AND GET EVERYTHING HE NEEDED TO BUILD A VINYL FENCE AND FINISH HIS BACKYARD.



CHAIN-LINK

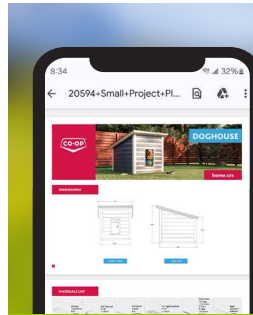
If you're looking for a practical, budget-friendly and low-maintenance fence that won't obstruct your view, chain-link may be for you. It's ideal around pools, surrounding acreage properties and even for building dog runs.

**MASTER-HALCO
CHAIN-LINK
FENCE
48 X 50 IN
(5921978)**

179⁹⁹

**MASTER-HALCO
CHAIN-LINK
VERTICAL SLATS
48 IN (BLACK
OR WHITE)
(5935861)**

74⁹⁹



**NEED A HOUSE FOR YOUR
FOUR-LEGGED FRIEND?
DOWNLOAD PLANS FOR
OUR DOG HOUSE AND
BUILD IT IN A WEEKEND.**



**NUVO IRON
ARCHED GARNET
GATE 36 X 68 IN
(5924576)**

174⁹⁹



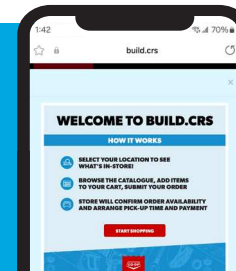
**NUVO IRON
FENCE PANEL
92 3/4 X 60 IN
(5949245)**

259⁹⁹



IRON

Enhance your curb appeal and increase your property value with iron fencing. Elegant and timeless, durable and long-lasting, iron fencing requires minimal upkeep and will never go out of style.



**FIND ALL THESE
PRODUCTS AND
MORE AT
BUILD.CRS**




from the list below.
Bonnyville Home Centre
Lakeview Co-op

LET'S GET

BUILDING

You've chosen your fence style and materials, so what's next? **HERE ARE A FEW STEPS TO GET YOU STARTED.**

- 1 CHECK BEFORE YOU DIG,** AND REQUEST A LINE LOCATE FROM YOUR LOCAL UTILITY SERVICE PROVIDERS.
- 2 ENSURE THE FENCE LOCATION IS IN COMPLIANCE** WITH ALL ORDINANCES.
- 3 STAKE OUT** THE PLANNED LOCATION OF THE FENCE IN YOUR YARD.
- 4 DETERMINE THE POST AND GATE LOCATIONS.** POST SPACINGS SHOULD NOT EXCEED 8 FEET. GATE OPENINGS SHOULD BE AT LEAST 36 INCHES WIDE.
- 5 MEASURE THE FENCE AND MAKE A DIMENSIONALLY ACCURATE SKETCH** ON A GRID. BE SURE TO SHOW POST AND GATE LOCATIONS.
- 6 FILL IN THE MATERIALS LIST** WITH A CO-OP HOME CENTRE TEAM MEMBER AND CONSIDER THE TOOLS INVOLVED.



FROM STYLE SAMPLES AND COMPONENTS TO FOOTING OPTIONS AND A PLANNING GUIDE WITH SKETCHING SPACE, OUR FENCE GUIDE IS A GREAT PLACE TO START YOUR BUILD. DOWNLOAD IT TODAY.



NOW YOU'RE READY TO BUILD A FENCE. The first and most important step in building a fence is setting all the fence posts.

POSTS ARE GENERALLY SPACED SIX TO EIGHT FEET APART. However, the fence style you select, the terrain, the purpose, gate locations and other factors will determine the best spacing — although they should always be as equally spaced as possible.

READ MORE ABOUT HOW TO SET FENCE POSTS



POST HOLE AUGER
(4262796)

64⁹⁹

FAST 2K FENCE POST BACKFILL
(5959911)

20⁹⁷



CO-OP® GOLD ROUND POINT, LONG HANDLE SHOVEL
(4275897)

30⁹⁹



QUIKRETE QUIK-TUBE BUILDING FORM 6 IN X 8 FT
(5934898)

15⁹⁹

MAKE IT

FENCE-SATIONAL!

Whether you've built a new fence or are looking to spruce up your current fence, there are many DIY projects that you can complete, setting your space apart and adding visual interest to your yard.

STAIN IT

Like paint, stain is available in a range of colours that can dramatically impact the look of your fence and your overall outdoor space. Will you bring out the grain with a semi-transparent stain or add some colour with a solid stain? Whatever you decide, Co-op has you (and your fence) covered with CO-OP IMAGINE® stains that are easy to apply and offer superior coverage and protection against the elements.

DISCOVER THE DIFFERENCES BETWEEN SOLID AND SEMI-TRANSPARENT STAINS >>



LIGHT IT

Outdoor fence lighting adds a charming allure to your outdoor space, transforming it into a captivating nighttime retreat. It accentuates landscaping features and extends the functionality of outdoor spaces, providing ambiance and visibility during evening hours.



HOMEBASE® SOLAR FILAMENT BULB STRING LIGHT
(4283743)

34⁹⁹



HOMEBASE GLASS SOLAR FENCE LIGHT
(4283958)

11⁹⁹



MOONRAYS SOLAR POST CAP LIGHT BUBBLE LENS
(4282315)

11⁹⁹

GROW IT

Vertical fence gardening optimizes space, turning bare walls or fences into lush green displays. It offers a creative solution for limited garden areas, allowing for the cultivation of various plants such as herbs, flowers, and even vegetables, adding both beauty and functionality to your space.

DIY OPTIONS AVAILABLE

A

Build a trellis on the fence

B

Install planters directly on the fence

C

Attach a re-purposed pallet, using the fence as support

D

Secure rain gutters to the fence to grow herbs in

E

Create a living green wall

WHATEVER YOU CHOOSE, BRING YOUR IDEAS TO YOUR LOCAL CO-OP HOME CENTRE AND LET US HELP BRING YOUR VERTICAL GARDEN TO LIFE!



GARANT HANGING GARDEN PLANTER
(4279774)

59⁹⁹



HOMEBASE CERAMIC POTS HANGING ROPE 2 PK
(4282141)

13⁹⁹



CO-OP GOLD ALL-PURPOSE POTTING SOIL 50 L
(4277067)

12⁹⁹



CO-OP GOLD MEDIUM DUTY GARDEN HOSE 5/8 IN X 50 FT
(4280509)

30⁹⁹

EXPERT ADVICE

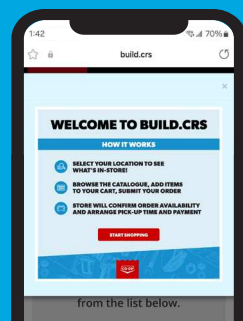


ROOM TO GROW? If you've got a little extra room in your yard, consider building a greenhouse. Greenhouses extend the growing season and the joys of gardening, even in Western Canada's chilliest climates.



CHECK OUT CO-OP'S DIY GREENHOUSE PLANS TO GET STARTED. TWO STYLES AVAILABLE >>

FIND ALL THESE PRODUCTS AND MORE AT BUILD.CRS



KEEP IT PRIVATE

You've built a new fence and it looks great, but your deck feels wide open. Try adding privacy screens on your most open sides. Not only are they aesthetically pleasing, but they provide the extra bit of privacy you desire.



PRIVACY MEETS VERSATILITY

Consider a decorative screen panel as a unique way to customize your privacy screen. They can also be used as a stylish solution for enclosing the bottom of a deck or as infill for select compatible railings.



**BARRETTE
SANIBEL DECOR
PANEL BLACK
2 X 4 FT**
(5959762)

43⁹⁹

ADDING STRUCTURES SUCH AS PERGOLAS CAN ALSO MAKE YOUR OUTDOOR SPACE FEEL MORE COZY AND PRIVATE.



BUILD YOUR OWN PERGOLA WITH QUALITY MATERIALS AND EXPERT ADVICE FROM YOUR LOCAL CO-OP HOME CENTRE. FOLLOW OUR COMPREHENSIVE ASSEMBLY INSTRUCTIONS TO ENSURE YOUR PROJECT WILL BE A SUCCESS.



**DIABLO SAW BLADE
FRAMING 7 1/4 IN
24 TOOTH**
(4180691)

15⁹⁹



**MILWAUKEE M18
BRUSHLESS
CIRCULAR SAW
7 1/4 IN**
(4194841)

279⁹⁹



**DEWALT 20V DRILL
DRIVER KIT BRUSHLESS**
(4185468)

229⁹⁹

STILL ON THE FENCE?

VISIT YOUR LOCAL CO-OP HOME CENTRE FOR EXPERT ADVICE ON ALL YOUR OUTDOOR PROJECT NEEDS. OR IF YOU'RE READY TO GET STARTED, VIEW OUR FULL SELECTION OF PRODUCTS AT BUILD.CRS >>